

University of Dundee

Author Correction

Ndeh, Didier; Baslé, Arnaud; Strahl, Henrik; Yates, Edwin A.; McClurgg, Urszula L.;
Henrissat, Bernard

Published in:
Nature Communications

DOI:
[10.1038/s41467-020-18097-1](https://doi.org/10.1038/s41467-020-18097-1)

Publication date:
2020

Licence:
CC BY

Document Version
Publisher's PDF, also known as Version of record

[Link to publication in Discovery Research Portal](#)

Citation for published version (APA):

Ndeh, D., Baslé, A., Strahl, H., Yates, E. A., McClurgg, U. L., Henrissat, B., Terrapon, N., & Cartmell, A. (2020). Author Correction: Metabolism of multiple glycosaminoglycans by *Bacteroides thetaiotaomicron* is orchestrated by a versatile core genetic locus (Nature Communications, (2020), 11, 1, (646), 10.1038/s41467-020-14509-4). *Nature Communications*, 11(1), Article 4396. <https://doi.org/10.1038/s41467-020-18097-1>

General rights

Copyright and moral rights for the publications made accessible in Discovery Research Portal are retained by the authors and/or other copyright owners and it is a condition of accessing publications that users recognise and abide by the legal requirements associated with these rights.

Take down policy




If you believe that this document breaches copyright please contact us providing details, and we will remove access to the work immediately and investigate your claim.



<https://doi.org/10.1038/s41467-020-18097-1>

OPEN

Author Correction: Metabolism of multiple glycosaminoglycans by *Bacteroides thetaiotaomicron* is orchestrated by a versatile core genetic locus

Didier Ndeh, Arnaud Baslé, Henrik Strahl, Edwin A. Yates, Urszula L. McClurrg , Bernard Henrissat, Nicolas Terrapon  & Alan Cartmell 

Correction to: *Nature Communications* <https://doi.org/10.1038/s41467-020-14509-4>, published online 31 January 2020.

The original version of this Article contained an error in the information provided in the legend for Supplementary Fig. 4D. The text should read: 1 = UA-GalNAc4S; 2 = UA-GalNAc4S incubated with *B.theta* PBS washed cells for 1h; 3 = UA-GalNAc4S incubated with *B.theta* PBS washed cell for 24h; 4 = UA-GalNAc4S incubated with sonicated *B.theta* PBS washed cells for 1h; 5 = UA-GalNAc4S incubated with sonicated *B.theta* PBS washed cell for 24h; 6 = GalNAc; 7 = GalNAc6S; 8 = GalNAc6S incubated with *B.theta* PBS washed cells for 1h; 9 = GalNAc6S incubated with *B.theta* PBS washed cells for 24h; 10 = GalNAc6S incubated with sonicated *B.theta* PBS washed cell for 1h and 11 = GalNAc6S incubated with sonicated *B.theta* PBS washed cells for 24.

This has been corrected in both the PDF and HTML versions of the Article.

Published online: 28 August 2020



Open Access This article is licensed under a Creative Commons Attribution 4.0 International License, which permits use, sharing, adaptation, distribution and reproduction in any medium or format, as long as you give appropriate credit to the original author(s) and the source, provide a link to the Creative Commons license, and indicate if changes were made. The images or other third party material in this article are included in the article's Creative Commons license, unless indicated otherwise in a credit line to the material. If material is not included in the article's Creative Commons license and your intended use is not permitted by statutory regulation or exceeds the permitted use, you will need to obtain permission directly from the copyright holder. To view a copy of this license, visit <http://creativecommons.org/licenses/by/4.0/>.

© The Author(s) 2020