

University of Dundee

## Optimisation of a Key Cross-Coupling Reaction Towards the Synthesis of a Promising Antileishmanial Compound

Velasco, Raul F.; Guerrero, César; Fra, Gloria; Moure, Alejandra; Miguel-Siles, Juan; Quesada-Campos, Maria Teresa

*Published in:*  
Tetrahedron Letters

*DOI:*  
[10.1016/j.tetlet.2019.03.068](https://doi.org/10.1016/j.tetlet.2019.03.068)

*Publication date:*  
2019

*Licence:*  
CC BY

*Document Version*  
Publisher's PDF, also known as Version of record

[Link to publication in Discovery Research Portal](#)

### *Citation for published version (APA):*

Velasco, R. F., Guerrero, C., Fra, G., Moure, A., Miguel-Siles, J., Quesada-Campos, M. T., Ruiz-Gomez, J. R., Gilbert, I. H., Thomas, M. G., & Miles, T. J. (2019). Optimisation of a Key Cross-Coupling Reaction Towards the Synthesis of a Promising Antileishmanial Compound. *Tetrahedron Letters*, 60(18), 1243-1247. <https://doi.org/10.1016/j.tetlet.2019.03.068>

### **General rights**

Copyright and moral rights for the publications made accessible in Discovery Research Portal are retained by the authors and/or other copyright owners and it is a condition of accessing publications that users recognise and abide by the legal requirements associated with these rights.

- Users may download and print one copy of any publication from Discovery Research Portal for the purpose of private study or research.
- You may not further distribute the material or use it for any profit-making activity or commercial gain.
- You may freely distribute the URL identifying the publication in the public portal.

### **Take down policy**

If you believe that this document breaches copyright please contact us providing details, and we will remove access to the work immediately and investigate your claim.



## Optimisation of a key cross-coupling reaction towards the synthesis of a promising antileishmanial compound

Raul F. Velasco<sup>a</sup>, César Guerrero<sup>a</sup>, Gloria Fra<sup>a</sup>, Alejandra Moure<sup>a</sup>, Juan Miguel-Siles<sup>b</sup>, Maria Teresa Quesada-Campos<sup>b</sup>, Jose Ramon Ruiz-Gomez<sup>b</sup>, Ian H. Gilbert<sup>c</sup>, Michael G. Thomas<sup>c,\*</sup>, Timothy J. Miles<sup>b,\*</sup>

<sup>a</sup> GalChimia S.A., Cebreiro s/n, 15823, O Pino, A Coruña, Spain

<sup>b</sup> Global Health R&D, GlaxoSmithKline, Calle Severo Ochoa, 2, 28760, Tres Cantos, Madrid, Spain

<sup>c</sup> Drug Discovery Unit, Wellcome Centre for Anti-Infectives Research, Division of Biological Chemistry and Drug Discovery, School of Life Sciences, University of Dundee, Sir James Black Centre, Dundee DD1 5EH, UK

### ARTICLE INFO

#### Article history:

Received 10 January 2019

Revised 26 March 2019

Accepted 27 March 2019

Available online 28 March 2019

#### Keywords:

Buchwald-Hartwig coupling

Protecting group strategy

Visceral leishmaniasis

2-(Trimethylsilyl)ethoxymethyl (SEM)

### ABSTRACT

During the course of a research program aimed at identifying novel antileishmanial compounds, a multi-gram synthesis of *N*-(*trans*-4-((4-methoxy-3-((*R*)-3-methylmorpholino)-1*H*-pyrazolo[3,4-*d*]pyrimidin-6-yl)amino)cyclohexyl)-2-methylpropane-1-sulfonamide (**(R)-1**) was required. This letter describes optimisation of the reaction conditions and protecting group strategy for a key Buchwald-Hartwig coupling, delivering the required quantities of **(R)-1**, as well as further compounds in the series.

Crown Copyright © 2019 Published by Elsevier Ltd. This is an open access article under the CC BY license (<http://creativecommons.org/licenses/by/4.0/>).

### Introduction

During the course of a research program aimed at identifying novel antileishmanial compounds, we discovered a series of *N*-(1*H*-pyrazolo[3,4-*d*]pyrimidin-6-yl)cyclohexyl-1,4-*trans*-diamine compounds that led to **GSK3186899/DDD853651** being selected as a pre-clinical development candidate for the treatment of visceral leishmaniasis (Scheme 1) [1,2]. During the lead optimisation process, the chemistry team became interested in compound **(R)-1** due to the orientation of a 4-methoxypyrimidyl substituent alongside a 3-methylmorpholine in the 3-position of the pyrazole ring. Whilst these groups could be introduced individually in a relatively straightforward manner (e.g. 3-methylmorpholine with no methoxy **(R)-2** or a methoxy substituent and an unsubstituted morpholine **3**, Scheme 1) incorporating both substituents into a single compound proved to be synthetically challenging.

The synthetic strategy chosen is highlighted in Scheme 2, starting from 3-bromo-4,6-dichloro-1*H*-pyrazolo[3,4-*d*]pyrimidine **8**; which involved protection of the pyrazole *N*-H followed by sequential displacement of the three halides of **8**. The next step

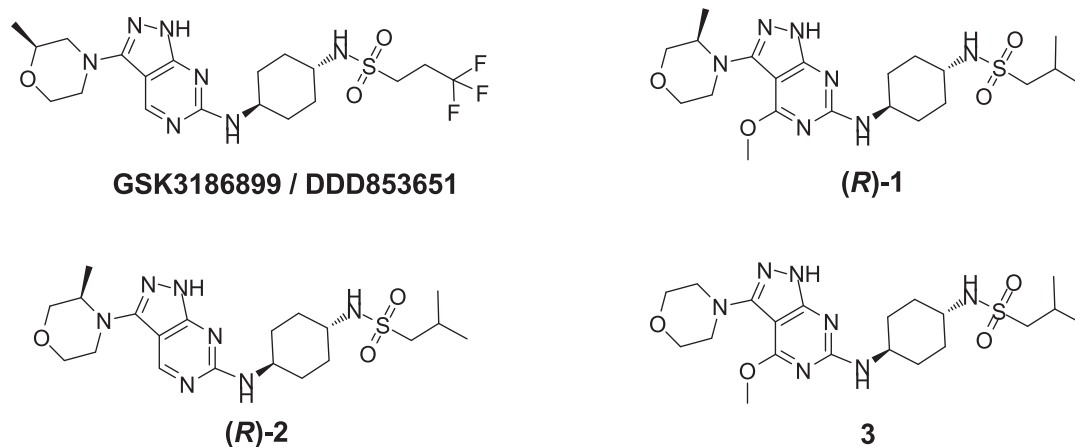
required a Buchwald-Hartwig coupling using 3-methylmorpholine, where there are few examples in the literature [3], particularly when coupled with a sterically hindered partner such as **4**. Herein, we describe the development of the Buchwald-Hartwig coupling which enabled the delivery of multi-gram quantities of **(R)-1**, with sufficiently high purity for 7 day rodent toxicology evaluation.

Within the medicinal chemistry program, analogues with less sterically hindered morpholines, such as **10a** and **11a** (Scheme 3), were synthesised via standard Buchwald-Hartwig coupling conditions in reasonable yields (48–75%) [2,4]. However, when these conditions were applied to the more sterically hindered 3-methylmorpholine of interest (working initially on the racemate), only around 20% of product was visible by LCMS in the reaction mixture after heating at reflux overnight, and pure compound could not be isolated from the crude reaction mixture.

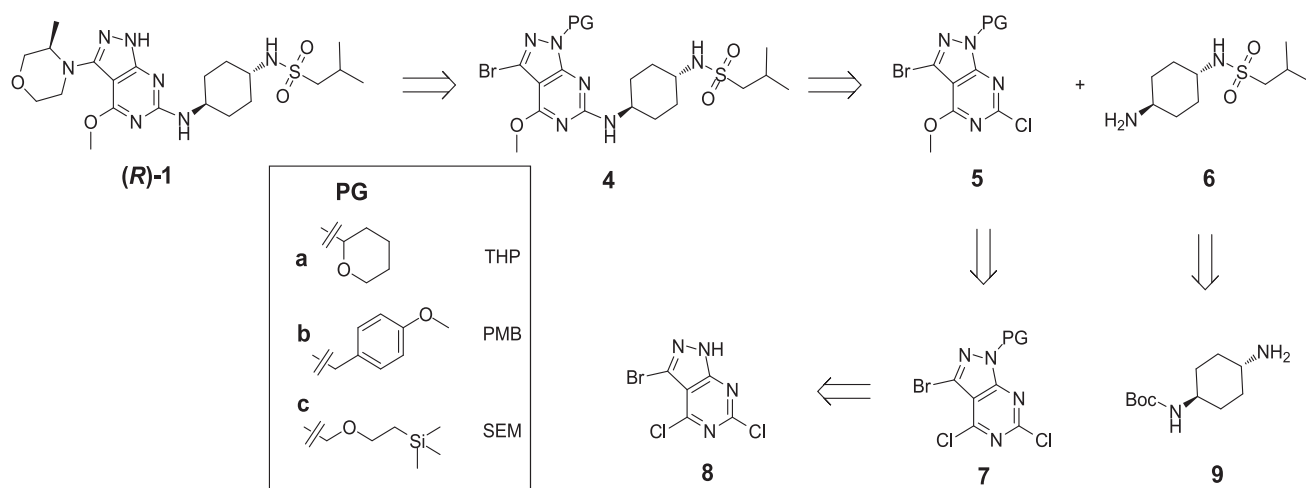
Because of this poor yield, an alternative route to the more sterically hindered compounds was investigated. This was based on the alternative retrosynthesis in Scheme 4. The key step would be to construct the pyrazole ring via activation and cyclisation of an appropriate amide such as **13**, avoiding the need for the challenging Buchwald-Hartwig coupling. This cyclisation was successfully used for the synthesis of analogues without a 4-methoxypyrimidyl substituent through generation and cyclisation of the thioamide [2]. However in this case, cyclisation did not occur

\* Corresponding authors.

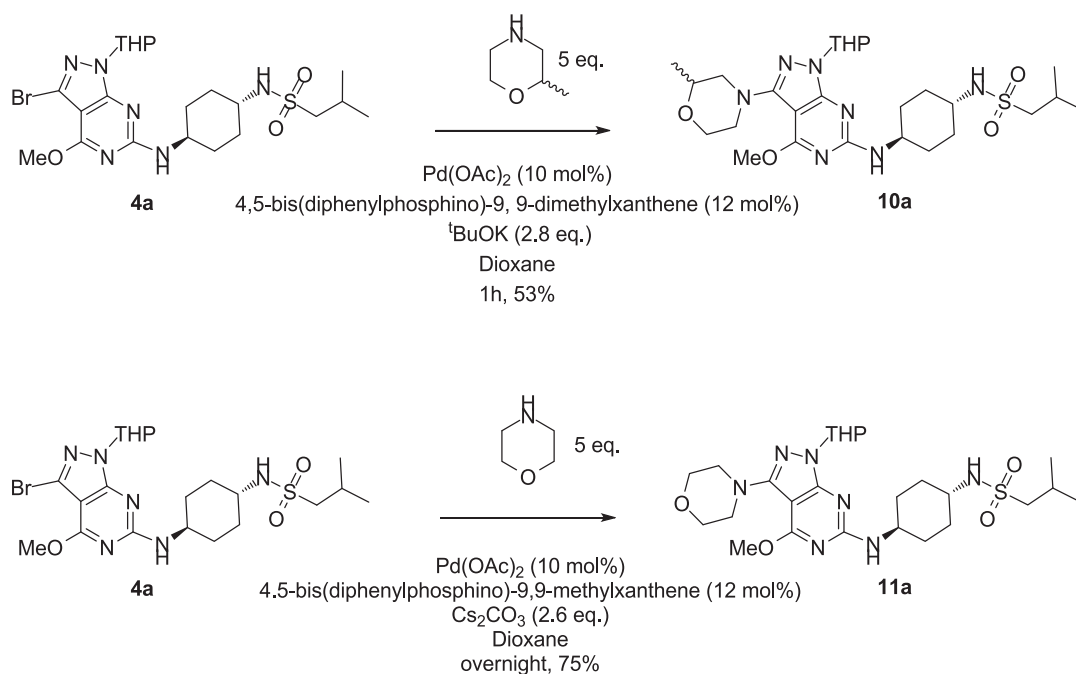
E-mail addresses: [m.z.thomas@dundee.ac.uk](mailto:m.z.thomas@dundee.ac.uk) (M.G. Thomas), [tim.j.miles@gsk.com](mailto:tim.j.miles@gsk.com) (T.J. Miles).



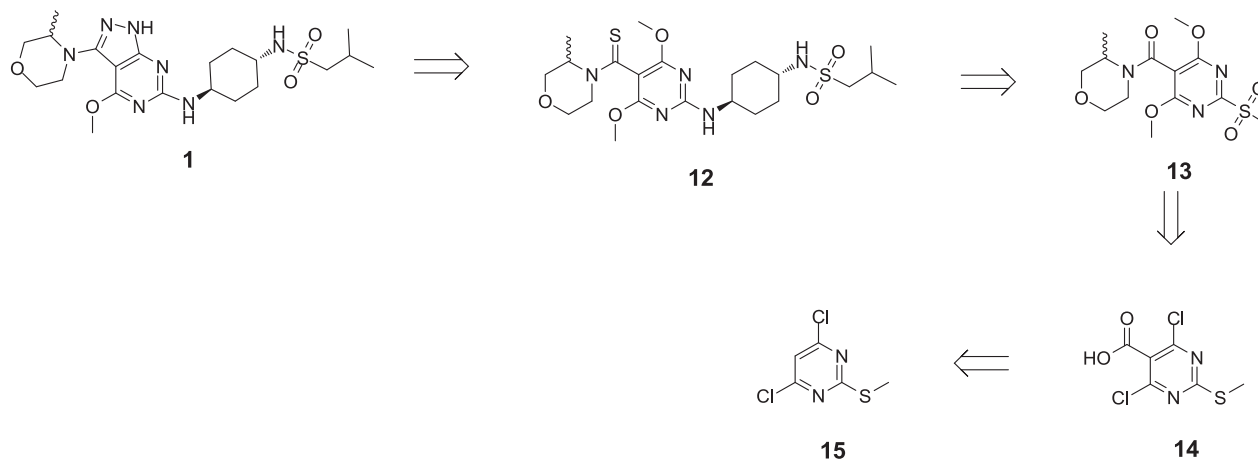
**Scheme 1.** A selection of *N*-1-(1*H*-pyrazolo[3,4-*d*]pyrimidin-6-yl)cyclohexyl-1,4-*trans*-diamine compounds of interest.



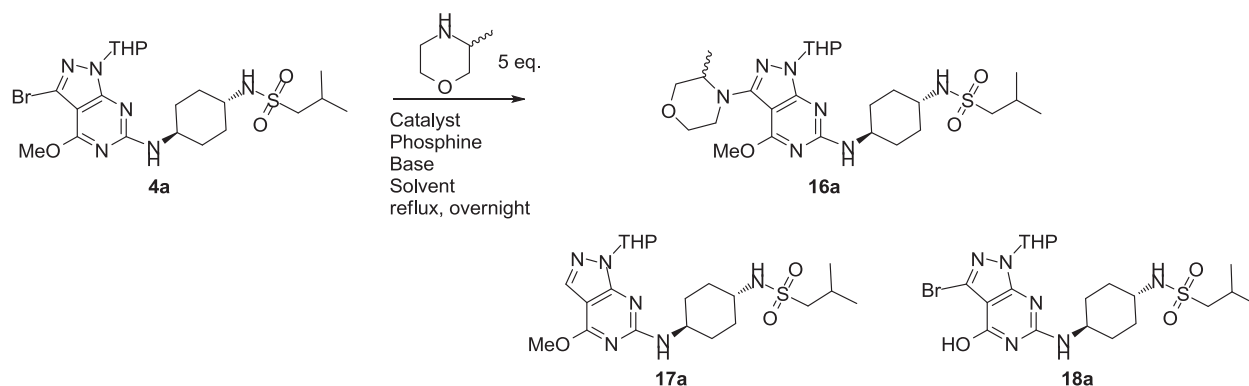
**Scheme 2.** Retrosynthesis of **(R)-1**.



**Scheme 3.** Synthesis of less sterically hindered analogues **10a** and **11a**.

Scheme 4. Alternative retrosynthesis of **1**.

**Table 1**  
Effect of alternative conditions on the Buchwald-Hartwig coupling to give **16a**.



Catalyst	Solvent	Base	Phosphine	<b>16a</b> <sup>e</sup>	<b>4a</b> <sup>e</sup>	<b>17a</b> <sup>e</sup>	<b>18a</b> <sup>e</sup>	
Pd <sub>2</sub> dba <sub>3</sub>	Dioxane	Cs <sub>2</sub> CO <sub>3</sub>	Xantphos	5	16	50	–	
			Xantphos <sup>a</sup>	7	45	30	–	
			RuPhos	4	52	27	–	
		KHMDS	Ruphos	<b>54</b>	–	–	–	
			Xantphos	6	23	49	–	
	DME	Cs <sub>2</sub> CO <sub>3</sub>	RuPhos	19	21	40	–	
			<sup>t</sup> BuONa	0	–	–	53	
			DPEPhos	0	–	–	45	
		Toluene	Cs <sub>2</sub> CO <sub>3</sub>	RuPhos	9	60	25	–
			Pd(OAc) <sub>2</sub>	Dioxane	Cs <sub>2</sub> CO <sub>3</sub>	Xantphos <sup>b</sup>	22	–
Xantphos <sup>a</sup>	17	43				–	–	
<sup>t</sup> BuOK	Xantphos <sup>a</sup>	21			24	33	–	
	KHMDS	Ruphos <sup>c</sup>			<b>52</b>	–	–	–
DME	<sup>t</sup> BuONa	SPhos			0	50	5	25
		tBuXPhos		0	34	–	25	
		2-(dicyclohexylphosphino)biphenyl		0	20	–	56	
		SPhos		0	68	17	8	
		Brettphos		0	58	30	10	
Toluene	Cs <sub>2</sub> CO <sub>3</sub>	Ruphos		0	16	40	–	
		Cs <sub>2</sub> CO <sub>3</sub>	Xantphos	0	23	18	–	
	<sup>t</sup> BuONa	RuPhos	0	15	9	–		
		BINAP <sup>d</sup>	RuPhos	0	28	–	39	

Reactions were carried out on 50 mg scale using **4a**, 5 mol% catalyst, 3.5 eq. base, 5 eq. racemic 3-methylmorpholine and 10 mol% ligand.

<sup>a</sup> 10 mol% catalyst, 2.8 eq. base, 10 eq. racemic 3-methylmorpholine and 12 mol% ligand.

<sup>b</sup> 10 mol% catalyst, 2.8 eq. base, 5 eq. racemic 3-methylmorpholine and 12 mol% ligand.

<sup>c</sup> 5 mol% catalyst, 1.0 eq. base, 5 eq. racemic 3-methylmorpholine and 10 mol% ligand.

<sup>d</sup> 10 mol% catalyst, 3.0 eq. base, 5 eq. racemic 3-methylmorpholine and 10 mol% ligand.

DME is dimethoxyethane. Crude reaction mixtures were analyzed by LCMS to determine the relative percentages of starting material, product and side-products.

<sup>e</sup> % by LCMS.

**Table 2**  
Effect of alternative protecting groups to give **1**.

Protecting Group	(a) THP	(b) PMB	(c) SEM
Synthesis of <b>7</b> from <b>8</b> (protection of the pyrazole N–H) (% yield)	76%	17%	98%
Cross-Coupling ( <b>4</b> to <b>16</b> , % yield)	18%	39%	53%
Cross-Coupling Conditions <sup>a</sup>	Pd <sub>2</sub> dba <sub>3</sub> (7.5 mol%) Ruphos (15 mol%) KHMDS (3 eq.) 3-Methylmorpholine (10 eq.)	Pd <sub>2</sub> dba <sub>3</sub> (5 mol%) Ruphos (10 mol%) KHMDS (2 eq.) 3-Methylmorpholine (10 eq.)	Pd <sub>2</sub> dba <sub>3</sub> (10 mol%) Ruphos (20 mol%) KHMDS (2 eq.) 3-Methylmorpholine (10 eq.)
Purification of the Buchwald product	Column chromatography × 2	Column chromatography × 1	Column chromatography × 1
Deprotection Conditions	HCl/MeOH	TFA	AcCl/MeOH
Deprotection (% yield)	84%	96%	70%

<sup>a</sup> Best conditions for each protecting group is shown.

even under forcing conditions, with demethylation of the methoxy groups being observed.

Because the alternative route proved unsuccessful, we returned to the initial Buchwald–Hartwig coupling route (Scheme 2) and undertook an examination of all the components of the reaction: palladium source, ligand, base and solvent. The intent was to identify a set of conditions that could deliver at least 100 mg of final compound.

Table 1 highlights a selection of the conditions tested, demonstrating the range of variables assessed and that the majority of conditions gave poor results. Starting material **4a** was detected by liquid chromatography–mass spectrometry (LCMS) in most cases, alongside two major byproducts: debrominated starting material **17a** and demethylated starting material **18a** (particularly when using sodium *tert*-butoxide or potassium triphosphate as a base). Where product **16a** was detected, the conversion was generally poor (0–23%). The choice of base appeared to be a key factor, as potassium hexamethyldisilazide (KHMDS, a strong non-nucleophilic base) gave significant improvements in conversion (52% by LCMS) with no evidence of remaining **4a** or the byproducts **17a** and **18a**. Cesium fluoride (a non-nucleophilic and less sterically hindered base) gave no conversion to product with only starting material detected, presumably due to its lower base strength compared to KHMDS.

Using the identified KHMDS conditions on larger scale (1 g) delivered 190 mg (18% isolated yield) of **16a**, which was subsequently tetrahydropyran (THP) deprotected to give **1**.

Although these conditions delivered sufficient compound for early profiling, our continued interest in (*R*)-**1** required us to further optimize the challenging cross-coupling for a multi-gram and high-purity synthesis. We therefore undertook further refinement of the different variables of the reaction. In order to increase the reactivity of the palladium source, various palladacycles were investigated [5,6], based on reports of significant improvements to Buchwald–Hartwig couplings. Unfortunately, in all cases tested, no improvement was observed. Moreover, 2nd Generation Buchwald–Hartwig ligands (e.g. JohnPhos or SPhos) [7], 3rd (e.g. BrettPhos, tBuXPhos, Xantphos) [7] and 4th generation ligands (e.g. Josiphos) [8,9] also failed to improve product formation. Investigation of other reaction variables including the loading of the palladium catalyst added, the ratio of catalyst to phosphine ligand, reaction temperature (reduced to 80 °C) and solvent (DME, *n*-butanol, toluene, propylene glycol, 1,3-dimethyl-2-imidazolidinone

**Table 3**  
A range of compounds formed utilising the optimised Buchwald–Hartwig coupling conditions.

Compound	PG	Cross-coupling (g), % isolated yield
	(S)-1 SEM	12.7 g, 50%
	<b>19</b> THP	1 g, 13%
	( <i>R</i> )- <b>20</b> SEM	5 g, 64%
	(S)- <b>20</b> SEM	5 g, 62%
	<b>21</b> THP	1.4 g, 12%
	<b>22</b> THP	0.75 g, 12%
	<b>23</b> THP	0.83 g, 18%

(DMI) or dioxane); all resulted in little improvement. Varying the number of equivalents of 3-methylmorpholine was observed to have some influence on yield, whereby increasing to 10 equivalents increased the isolated yield to 29% when other variables were kept the same.

This examination of reaction conditions gave a broad coverage of the standard conditions used in Buchwald–Hartwig couplings with limited impact on yields; so finally, the effect of the protecting group on the coupling was examined. This proved to have a major impact on the feasibility of the cross-coupling. The original THP protecting group was replaced with either *p*-methoxybenzyl (PMB) or 2-(trimethylsilyl)ethoxymethyl (SEM). Attempts were also made to protect the *N*–H with tosyl, but this proved challenging to introduce and was not further pursued. After a small amount of optimization of the number of equivalents of the various reagents, both PMB and SEM gave a significant increase in the isolated yield of the cross-coupling (*i.e.* PMB [39%] and SEM [53%] compared to THP [18%]) (Table 2).

The final step of the synthesis involved removal of the protecting group, the results of which are summarized in Table 2. Standard SEM deprotection using tetra-<sup>n</sup>butylammonium fluoride (TBAF) gave poor yields, whereas the use of acetyl chloride in methanol, after optimisation of the reaction conditions, gave a significant improvement. Also, when considering the overall reaction scheme, including introduction and removal of protecting group, yield of cross-coupling and ease of purification, SEM was determined to be the most favourable group on all counts. Therefore, with a set of optimised conditions in hand, the route was scaled up. The coupling was thus carried out on 35 g of **4c** together with (*R*)-3-methylmorpholine delivering 16.91 g of (**R**)-**16c**, an isolated yield of 47%. Subsequent deprotection gave 9.26 g of high purity (**R**)-**1** in an isolated yield of 70% and 100% *ee*, demonstrating that no racemisation occurred during synthesis.

Finally, the coupling conditions developed were applied to a number of different substrates, as highlighted in Table 3. This further highlighted that the conditions could be used to deliver a wide range of compounds to the medicinal chemistry program, and also that the use of SEM as a protecting group (50–64% yield) gave significantly better results than THP (12–18% yield).

## Conclusion

In summary, we required a suitable synthetic route to deliver multi-gram quantities of (**R**)-**1**, which involved the Buchwald–Hartwig coupling of a hindered 3-bromo-1*H*-pyrazolo[3,4-*d*]pyrimidine with 3-methylmorpholine. Optimisation of both the reaction conditions and the protecting group led to the use of RuPhos as catalyst, KHMDS as base and SEM as the optimal pro-

tecting group. These conditions were then utilized to deliver more than 9 g of (**R**)-**1** in high purity, as well as being applied to the synthesis of further compounds in the series.

## Acknowledgements

Funding for this work was provided by the Wellcome (nos. 092340 and 100476). We thank Daniel Fletcher for performing NMR analyses, Dr. Jorge Fernandez-Molina and Dr. Jorge Esquivias for their critical evaluation of the manuscript.

## Appendix A. Supplementary data

Supplementary data to this article can be found online at <https://doi.org/10.1016/j.tetlet.2019.03.068>.

## References

- [1] S. Wyllie, M. Thomas, S. Patterson, S. Crouch, M. De Rycker, R. Lowe, S. Gresham, M.D. Urbaniak, T.D. Otto, L. Stojanovski, F.R.C. Simeons, S. Manthri, L.M. MacLean, F. Zuccotto, N. Homeyer, H. Pflaumer, M. Boesche, L. Sastry, P. Connolly, S. Albrecht, M. Berriman, G. Drewes, D.W. Gray, S. Ghidelli-Disse, S. Dixon, J.M. Fiandor, P.G. Wyatt, M.A.J. Ferguson, A.H. Fairlamb, T.J. Miles, K.D. Read, I.H. Gilbert, Cyclin-dependent kinase 12 is a drug target for visceral leishmaniasis, *Nature* 560 (7717) (2018) 192–197.
- [2] M.G. Thomas, M. De Rycker, M. Ajakane, S. Albrecht, A.I. Alvarez-Pedraglio, M. Boesche, S. Brand, L. Campbell, J. Cantizani-Perez, L.A.T. Cleghorn, R.C.B. Copley, S.D. Crouch, A. Daugan, G. Drewes, S. Ferrer, S. Ghidelli-Disse, S. Gonzalez, S.L. Gresham, A.P. Hill, S.J. Hindley, R.M. Lowe, C.J. MacKenzie, L. MacLean, S. Manthri, F. Martin, J. Miguel-Siles, V.L. Nguyen, S. Norval, M. Osuna-Cabello, A. Woodland, S. Patterson, I. Pena, M.T. Quesada-Campos, I.H. Reid, C. Revill, J. Riley, J.R. Ruiz-Gomez, Y. Shishikura, F.R.C. Simeons, A. Smith, V.C. Smith, D. Spinks, L. Stojanovski, J. Thomas, S. Thompson, T. Underwood, D.W. Gray, J.M. Fiandor, I.H. Gilbert, P.G. Wyatt, K.D. Read, T.J. Miles, Identification of GSK3186899/DDD853651 as a preclinical development candidate for the treatment of visceral leishmaniasis, *J. Med. Chem.* 63 (3) (2019) 1180–1202.
- [3] S. Liu, J.F. Quinn, B.C. Duffy, R. Wang, M.X. Jiang, G.S. Martin, H. Zhao, M. Ellis, G. S. Wagner, P.R. Young, Preparation of Azabicyclic Compounds as BET Inhibitors and Therapeutic Uses Thereof. WO2015004533A2, 2015.
- [4] P. Ruiz-Castillo, S.L. Buchwald, Applications of palladium-catalyzed C–N cross-coupling reactions, *Chem. Rev.* (Washington, DC, U.S.) 116 (19) (2016) 12564–12649.
- [5] M.R. Biscoe, B.P. Fors, S.L. Buchwald, A new class of easily activated palladium precatalysts for facile C–N cross-coupling reactions and the low temperature oxidative addition of aryl chlorides, *J. Am. Chem. Soc.* 130 (21) (2008) 6686–6687.
- [6] N.C. Bruno, N. Niljianskul, S.L. Buchwald, *N*-Substituted 2-aminobiphenylpalladium methanesulfonate precatalysts and their use in C–C and C–N cross-couplings, *J. Org. Chem.* 79 (9) (2014) 4161–4166.
- [7] D.S. Surry, S.L. Buchwald, Dialkylbiaryl phosphines in Pd-catalyzed amination: a user's guide, *Chem. Sci.* 2 (1) (2011) 27–50.
- [8] A. Bruneau, M. Roche, M. Alami, S. Messaoudi, 2-Aminobiphenyl palladacycles: the “most powerful” precatalysts in C–C and C–Heteroatom cross-couplings, *ACS Catal.* 5 (2) (2015) 1386–1396.
- [9] J.F. Hartwig, Evolution of a fourth generation catalyst for the amination and thioetherification of aryl halides, *Acc. Chem. Res.* 41 (11) (2008) 1534–1544.