

University of Dundee

Author Correction

Vrahnas, Christina; Blank, Martha; Dite, Toby A.; Tatarczuch, Liliana; Ansari, Niloufar;
Crimeen-Irwin, Blessing

Published in:
Nature Communications

DOI:
[10.1038/s41467-019-13040-5](https://doi.org/10.1038/s41467-019-13040-5)

Publication date:
2019

Licence:
CC BY

Document Version
Publisher's PDF, also known as Version of record

[Link to publication in Discovery Research Portal](#)

Citation for published version (APA):

Vrahnas, C., Blank, M., Dite, T. A., Tatarczuch, L., Ansari, N., Crimeen-Irwin, B., Nguyen, H., Forwood, M. R., Hu, Y., Ikegame, M., Bambery, K. R., Petibois, C., Mackie, E. J., Tobin, M. J., Smyth, G. K., Oakhill, J. S., Martin, T. J., & Sims, N. A. (2019). Author Correction: Increased autophagy in EphrinB2-deficient osteocytes is associated with elevated secondary mineralization and brittle bone. *Nature Communications*, *10*(1), 5073. [5073]. <https://doi.org/10.1038/s41467-019-13040-5>

General rights

Copyright and moral rights for the publications made accessible in Discovery Research Portal are retained by the authors and/or other copyright owners and it is a condition of accessing publications that users recognise and abide by the legal requirements associated with these rights.

- Users may download and print one copy of any publication from Discovery Research Portal for the purpose of private study or research.
- You may not further distribute the material or use it for any profit-making activity or commercial gain.
- You may freely distribute the URL identifying the publication in the public portal.















Take down policy

If you believe that this document breaches copyright please contact us providing details, and we will remove access to the work immediately and investigate your claim.

<https://doi.org/10.1038/s41467-019-13040-5>

OPEN

Author Correction: Increased autophagy in EphrinB2-deficient osteocytes is associated with elevated secondary mineralization and brittle bone

Christina Vrahnas ^{1,2,12}, Martha Blank^{1,2}, Toby A. Dite ^{2,3,12}, Liliana Tatarczuch ⁴, Niloufar Ansari ^{1,2}, Blessing Crimeen-Irwin¹, Huynh Nguyen⁵, Mark R. Forwood ⁵, Yifang Hu⁶, Mika Ikegame ⁷, Keith R. Bambery ⁸, Cyril Petibois ⁹, Eleanor J. Mackie ⁴, Mark J. Tobin ⁸, Gordon K. Smyth ^{6,10}, Jonathan S. Oakhill ^{2,3,11}, T. John Martin ^{1,2} & Natalie A. Sims ^{1,2*}

Correction to: *Nature Communications* <https://doi.org/10.1038/s41467-019-11373-9>, published online 31 July 2019.

The original version of this Article contained an error in Figure 3. In panel b, the legend embedded in the panel was incorrect and indicated a solid grey line for w/w and a dotted black line for f/f. The correct legend is now provided and shows a dotted black line for w/w and a solid grey line for f/f. This has been corrected in both the PDF and HTML versions of the Article.

Published online: 04 November 2019



Open Access This article is licensed under a Creative Commons Attribution 4.0 International License, which permits use, sharing, adaptation, distribution and reproduction in any medium or format, as long as you give appropriate credit to the original author(s) and the source, provide a link to the Creative Commons license, and indicate if changes were made. The images or other third party material in this article are included in the article's Creative Commons license, unless indicated otherwise in a credit line to the material. If material is not included in the article's Creative Commons license and your intended use is not permitted by statutory regulation or exceeds the permitted use, you will need to obtain permission directly from the copyright holder. To view a copy of this license, visit <http://creativecommons.org/licenses/by/4.0/>.

© The Author(s) 2019

¹Bone Biology and Disease Unit, St. Vincent's Institute of Medical Research, 9 Princes Street, Fitzroy, Melbourne, VIC 3065, Australia. ²Department of Medicine, The University of Melbourne, St. Vincent's Hospital, Melbourne, VIC 3065, Australia. ³Metabolic Signalling Laboratory, St. Vincent's Institute of Medical Research, 9 Princes Street, Fitzroy, Melbourne, VIC 3065, Australia. ⁴Department of Veterinary Biosciences, Melbourne Veterinary School, The University of Melbourne, Parkville, VIC 3010, Australia. ⁵School of Medical Science and Menzies Health Institute Queensland, Griffith University, Gold Coast, QLD 4222, Australia. ⁶Bioinformatics Division, The Walter and Eliza Hall Institute of Medical Research, Parkville, VIC 3010, Australia. ⁷Department of Oral Morphology, Graduate School of Medicine, Dentistry and Pharmaceutical Sciences, Okayama University, Okayama 700-8525, Japan. ⁸Infrared Microspectroscopy (IRM) Beamline, ANSTO Australian Synchrotron, Clayton, VIC 3168, Australia. ⁹University of Bordeaux, Inserm U1029 LAMC, Allée Geoffroy Saint-Hilaire Bat. B2, 33600 Pessac, France. ¹⁰School of Mathematics and Statistics, The University of Melbourne, Melbourne, VIC 3010, Australia. ¹¹Mary MacKillop Institute for Health Research, Australian Catholic University, Melbourne, VIC 3065, Australia. ¹²Present address: MRC Protein Phosphorylation and Ubiquitylation Unit, James Black Centre, University of Dundee, Dundee DD1 4HN, UK *email: nsims@svi.edu.au