

University of Dundee

Discovery and Optimisation of a Compound Series active against *Trypanosoma cruzi*, the causative agent of Chagas' Disease

Harrison, Justin R.; Sarkar, Sandipan; Hampton, Shahienaz; Riley, Jennifer; Stojanovski, Laste; Sahlberg, Christer

Published in:
Journal of Medicinal Chemistry

DOI:
[10.1021/acs.jmedchem.9b01852](https://doi.org/10.1021/acs.jmedchem.9b01852)

Publication date:
2020

Document Version
Peer reviewed version

[Link to publication in Discovery Research Portal](#)

Citation for published version (APA):

Harrison, J. R., Sarkar, S., Hampton, S., Riley, J., Stojanovski, L., Sahlberg, C., Appelqvist, P., Erath, J., Mathan, V., Rodriguez, A., Kaiser, M., Pacanowska, D. G., Read, K. D., Johansson, N. G., & Gilbert, I. H. (2020). Discovery and Optimisation of a Compound Series active against *Trypanosoma cruzi*, the causative agent of Chagas' Disease. *Journal of Medicinal Chemistry*, 63(6), 3066-3089. <https://doi.org/10.1021/acs.jmedchem.9b01852>

General rights

Copyright and moral rights for the publications made accessible in Discovery Research Portal are retained by the authors and/or other copyright owners and it is a condition of accessing publications that users recognise and abide by the legal requirements associated with these rights.

- Users may download and print one copy of any publication from Discovery Research Portal for the purpose of private study or research.
- You may not further distribute the material or use it for any profit-making activity or commercial gain.
- You may freely distribute the URL identifying the publication in the public portal.

Take down policy

If you believe that this document breaches copyright please contact us providing details, and we will remove access to the work immediately and investigate your claim.

SUPPORTING INFORMATION

Discovery and Optimisation of a Compound Series active against *Trypanosma cruzi*, the causative agent of Chagas' Disease

Justin R. Harrison,^a Sandipan Sarkar,^b Shahienaz Hampton,^a Jennifer Riley,^a Laste Stojanovski,^a Christer Sahlberg,^c Pia Appelqvist,^c Jessye Erath,^d Vinodhini Mathan,^b Ana Rodriguez,^d Marcel Kaiser,^{e,f} Dolores Gonzalez Pacanowska,^g Kevin D. Read,^a Nils Gunnar Johansson,^c Ian H. Gilbert^a

a. Drug Discovery Unit, Division of Biological Chemistry and Drug Discovery, University of Dundee, Dundee, DD1 5EH, UK

b. Syngene International Ltd, Biocon Park , SEZ, Bommasandra Industrial Area - Phase-IV, Bommasandra-Jigani Link Road, Bangalore 560 099, India

c. Medivir, Lunastigen 7, 141 44 Huddinge, Sweden

d. New York University, 430 E. 29th st, Alexandria Center West Tower, room 511, lab 524, New York, NY 10010 , USA

e. Swiss Tropical and Public Health Institute (Swiss TPH), Socinstrasse 57, Basel CH-4051, Switzerland

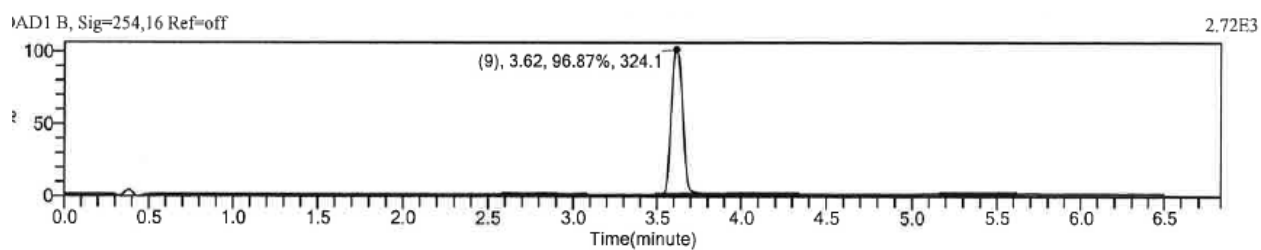
f. University of Basel, Petersplatz 1, Basel CH-4003, Switzerland

g. Instituto de Parasitología y Biomedicina "López-Neyra", Avda. Conocimiento S/N, Parque Tecnológico Ciencias de la Salud, 18016 Armilla, GRANADA, Spain

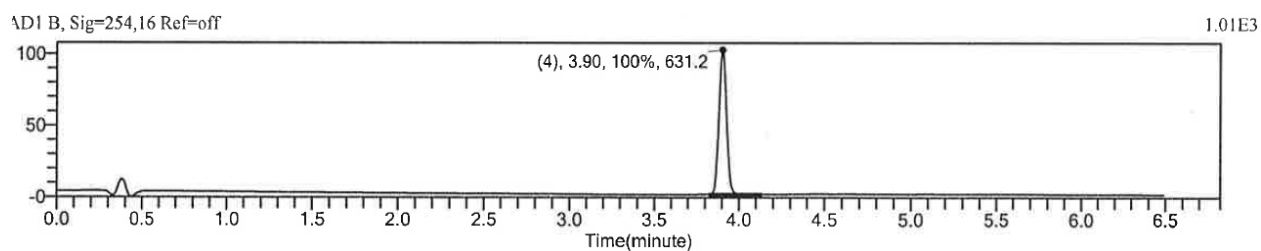
Contents:

HPLC traces for key compounds 10, 12, 17, 19, 42-48, 50, 51, 57, 58, and 89.

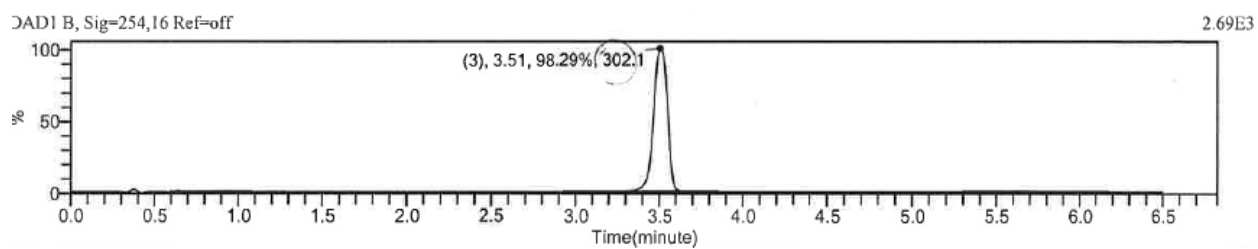
SUPPORTING INFORMATION



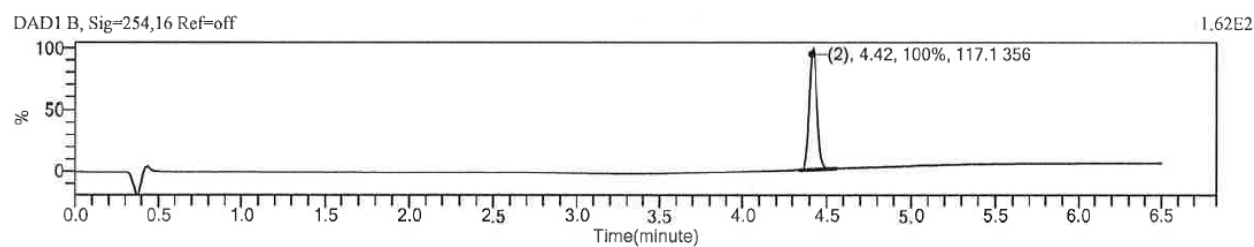
HPLC trace for compound 10



HPLC trace for compound 12

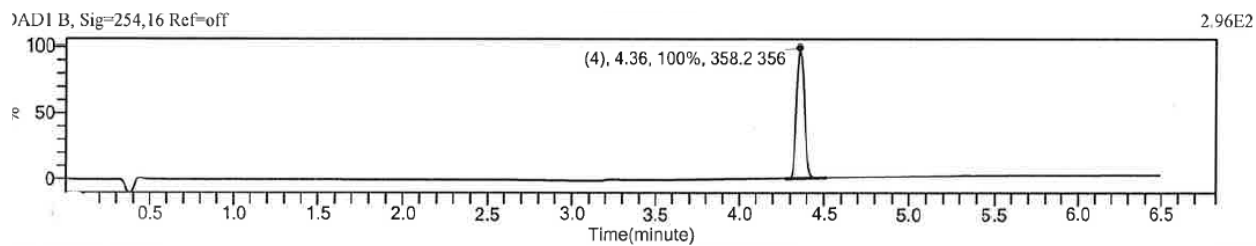


HPLC trace for compound 17

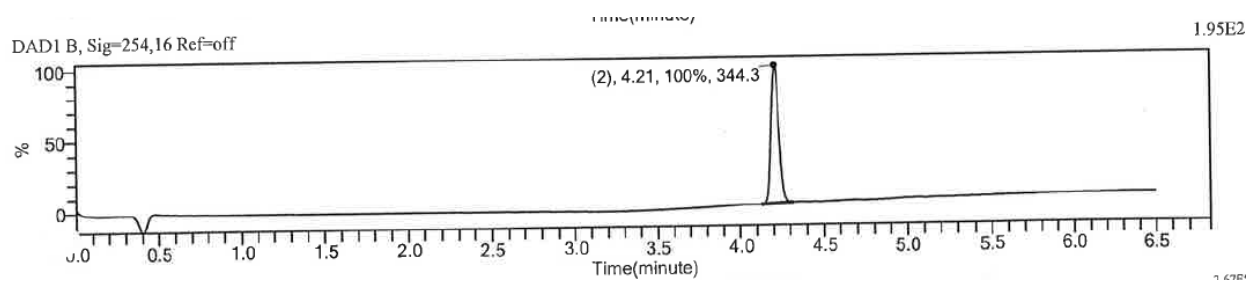


HPLC trace for compound 19

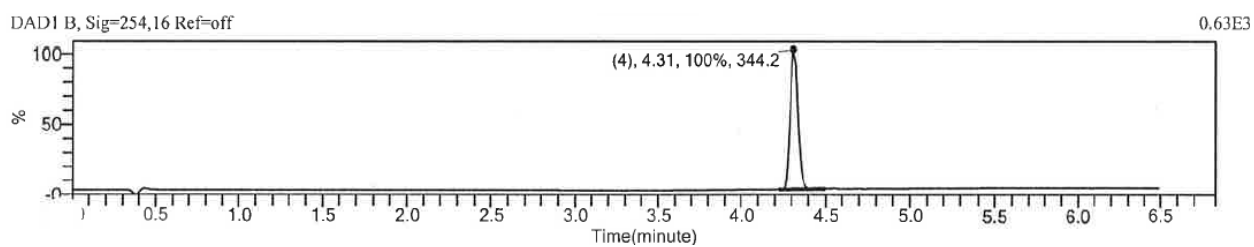
SUPPORTING INFORMATION



HPLC trace for compound 42

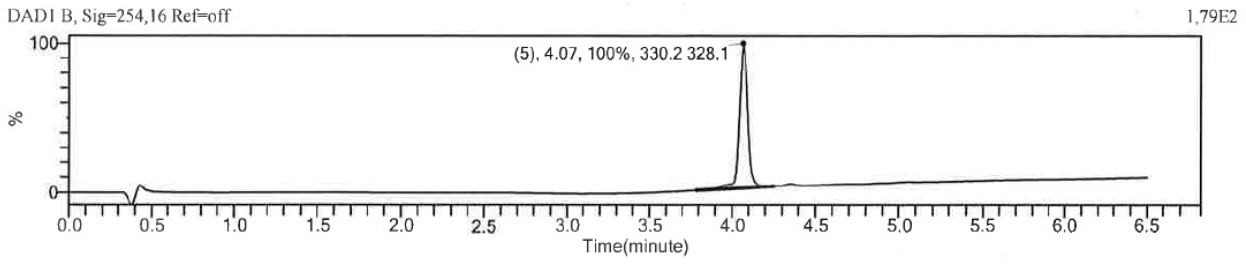


HPLC trace for compound 43

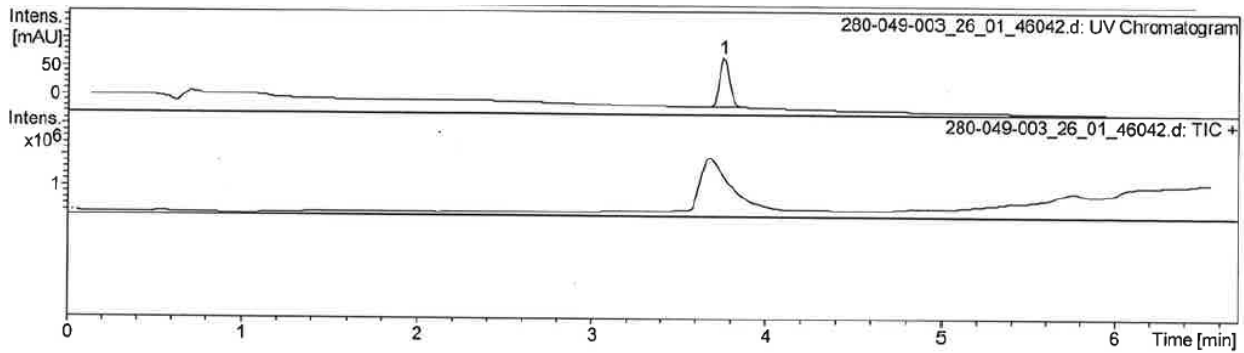


HPLC trace for compound 44

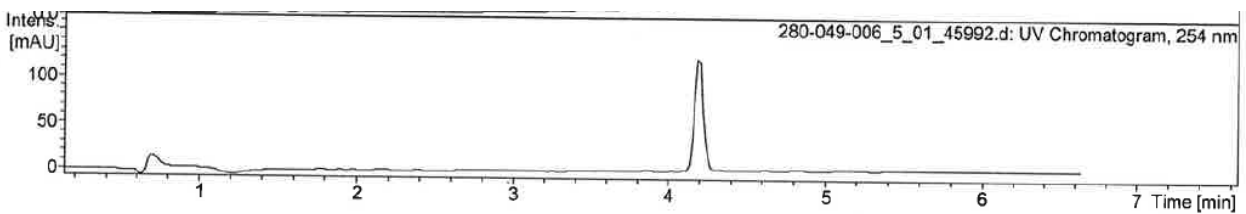
SUPPORTING INFORMATION



HPLC trace for compound 45

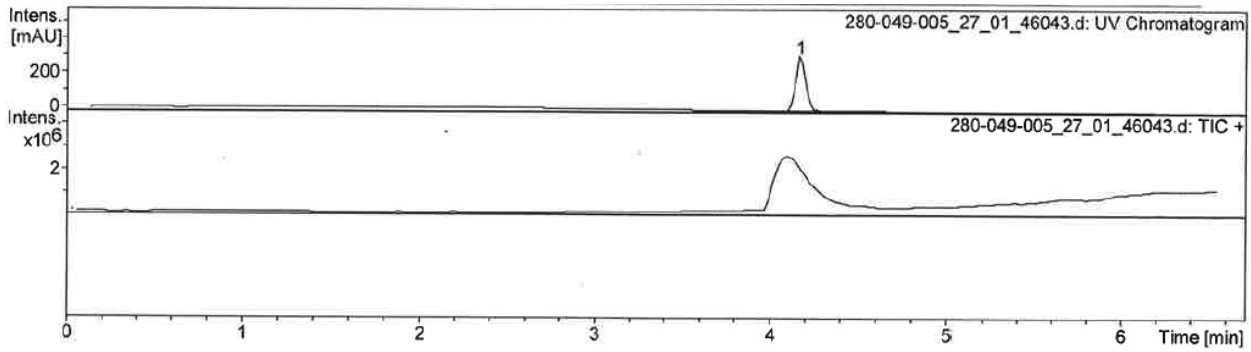


HPLC trace for compound 46

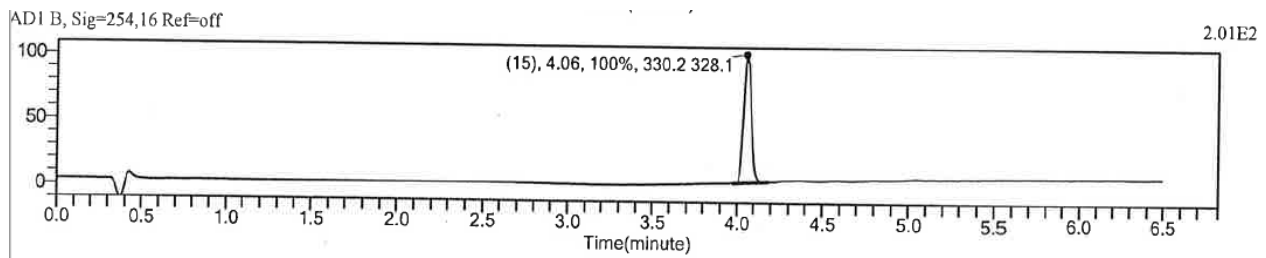


HPLC trace for compound 47

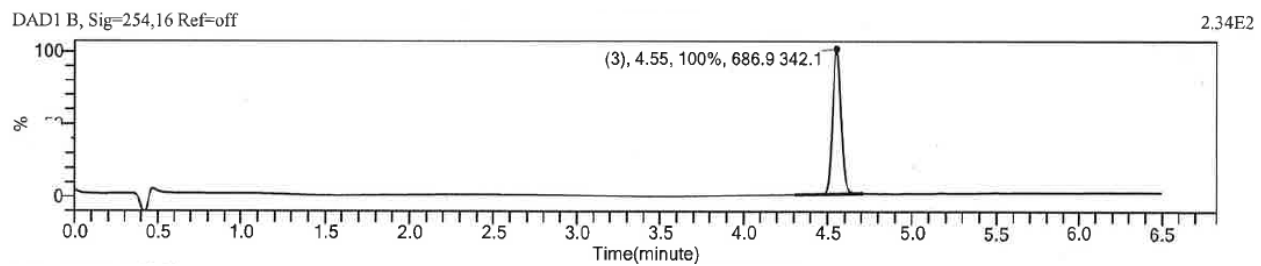
SUPPORTING INFORMATION



HPLC trace for compound 48

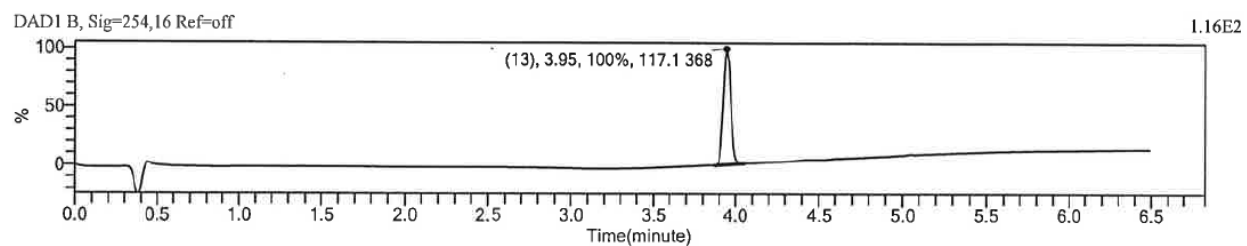


HPLC trace for compound 50

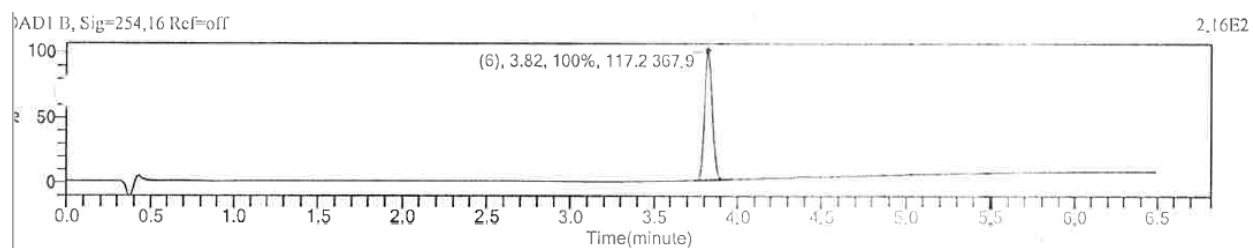


HPLC trace for compound 51

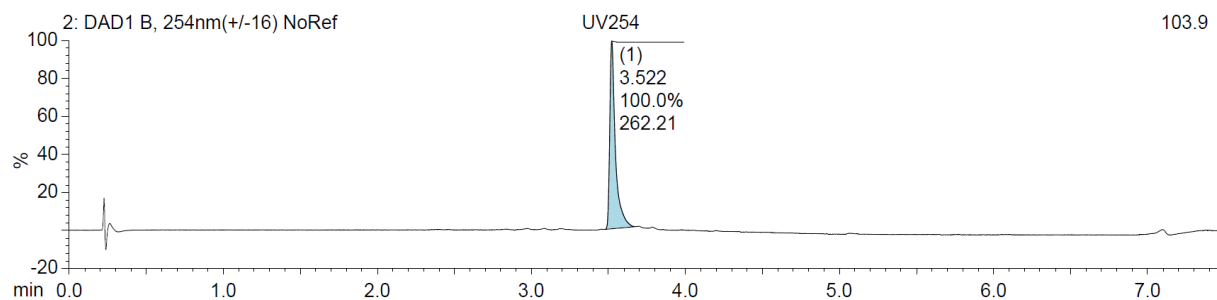
SUPPORTING INFORMATION



HPLC trace for compound 57



HPLC trace for compound 58



HPLC trace of compound 89